

Hyde Park Infant School

Hyde Park Road, Mutley

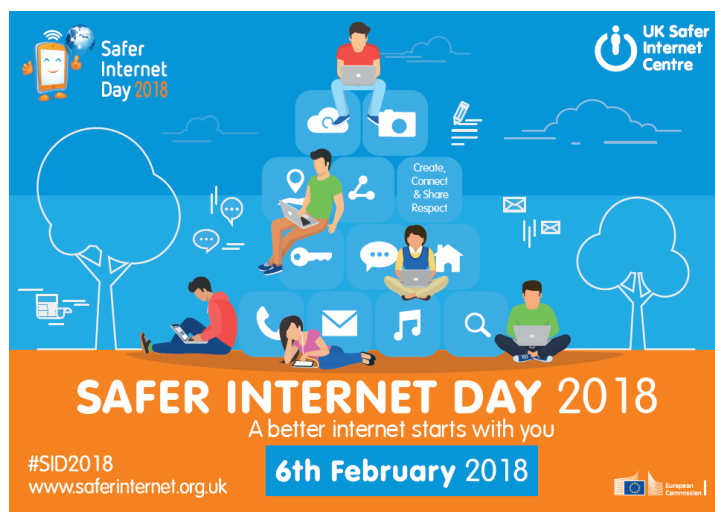
PLYMOUTH PL3 4RF

Tel: Plymouth (01752) 225493 Fax: Plymouth (01752) 252294

[www.hydepark-inf.plymouth.sch.uk](http://www.hydepark-inf.plymouth.sch.uk) email: [hyde.park.infants.school@plymouthgov.uk](mailto:hyde.park.infants.school@plymouthgov.uk)

28<sup>th</sup> February 2018

Dear Parents,



Hyde Park Infant School once again participated in the annual 'Safer Internet Day'.

At Hyde Park Infant School we participate fully in this valuable teaching and learning tool and have participated in this event this year by again exploring the internet and how we can use this safely.

The theme for this year was

**Create, Connect and Share Respect**

**A better internet starts with you**

The children enjoyed many stories throughout the day which are all important in helping children to know and understanding the 'Screen Cross Code'



**ZIP IT**



**BLOCK IT**



**FLAG IT**

*Zip it – don't give out you name and age to people you don't know and remember to always use kind words when communicating online*

*Block it – don't answer messages you don't know*

*Flag it – always remember to ask for help if you don't know what to do when something happens as*

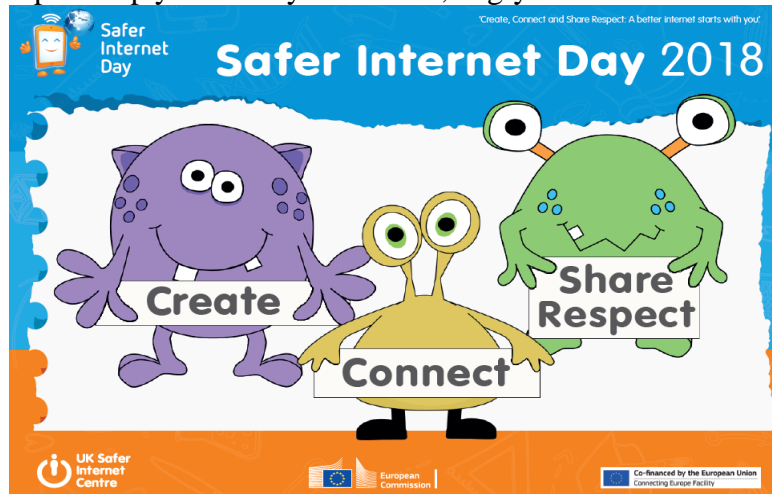


*you use online activities or if anything worries you.*

The internet safety stories provided by the UK Internet Centre support the children in recognising the many valuable and fun uses of technology and encourage children to think of applying their knowledge of kindness in their everyday lives into their use of the internet (for example when commenting on a friend's uploaded drawing or photograph). This year's story for all ages was of three monster characters called Ness, Buzz and Fizz and how the three friends helped each other when unkind words were posted online about the artwork. There were two points to note in this story:

Always treat other people with kindness, even if they cannot see you and you cannot see them

Always ask a grown up to help you when you feel sad, angry or worried.



Teachers planned an exciting range of activities throughout the day, which included hearing stories and role play to understand being safe online, exploring and investigating technologies (programmable toys, noisy metal detectors and iPads) investigating simple algorithms and computational thinking games following the Computing curriculum.




**Helping hands**  
Early Years children painted their hand to create a hand print which we then decorated by adding the names of people they could ask for help.



**Exploring technologies**  
We used metal detectors in our classroom, a noisy activity to introduce new technology.

**Web of connections**  
We had fun creating large spider webs to show how easy it is to connect with people, which is one reason we use the internet.







The children explored Beebots. The Beebots move when a command is entered.



Identifying different uses of technology.



Creating a digital footprint by selecting all the technologies the children used in their home and school.

If you would like to find more information on how we can support and prepare our children to be responsible and safe participants in our digital world, please follow the links below:

<https://www.thinkuknow.co.uk/parents/>

<https://www.saferinternetday.org/web/sid/home>

<http://ceop.police.uk/>

<http://www.vodafone.com/content/parents.html>

<http://www.bbc.co.uk/cbbc/shows/stay-safe>

<http://www.childnet.com/>

It may also be worthwhile reading

<https://en-gb.facebook.com/help/157793540954833>

This page reminds us of the appropriate age of a Facebook user, specifically important as it is essential that we all know once you upload any information or images to the internet it remains there forever; other users can easily copy or screenshot that information and do what they wish with it.

*neaston*  
Miss Easton