

Money – week 4	What you need	Activity
Monday Value of coins and notes	Coins Notes Pencil Paper	Show children 1p, 2p, 5p, 10p, 20p, 50p, £1 and £2 coins and notes (£5, £10, £20, £50). If you do not have coins/notes in the house please use google or the Twinkl website (free for parents at the moment) to look at images of coins or notes. Ask your child to tell you how much each coin/note is worth. Can they recognise the shape of each coin? Explain that the number 1 on the pound coin refers to 1 pound, not 1 penny. Ask your child to organise coins in the order of and draw around or draw a picture of each coin on a piece of paper and write next to it how much it is worth using a £ or a p to show its value.
Tuesday Value of coins (10p, 20p and 50p)	Coins Pencil Paper	Look at the coins your child drew yesterday and ask them to explain the value of each one individually. Look at a 10p coin and ask them how many pennies you need to make 10p (you need 10 x 1p coins). Can they think of another way to make 10p? (e.g. 5p + 5p) can they draw or write (using number sentences) all the different ways to make 10p? Once they have finished making 10p move onto 20p and even 50p if time.
Wednesday Value of £1	Internet access £1 coin Paper Pencil	Look at a £1 coin and ask your child how many pennies you need to make £1 (you need 100). Can they think of any other ways to make £1 (e.g. 50p + 50p or 10 x 10p). The video link below will help to give them ideas of how to make £1 using different coins. You can either draw the different coins you need or your child can record their ideas using number sentences. https://www.bbc.com/bitesize/clips/zxw7tfr https://www.bbc.com/bitesize/clips/zp26sbk

Thursday Adding money together	Coins Paper Pencil	Look at the different coins you have drawn again. Ask your child to choose two of them and add them together (e.g. $5p + 10p = 15p$). They can record this as a number sentence. Repeat with another two coins. Explain that tomorrow you are going to set up a shop. Ask your child to draw (or cut out the items below) and label them with their prices ready for tomorrow. Alternatively, your child can decide what they want to sell in their shop and how much it will cost.
Friday Adding money together	Shop items Coins Paper Pencil	Open your shop! Choose two items from your shop and work out the total amount spent with coins (if possible) or by recording the total as a number sentence (e.g. $7p + 20P = 27p$). Repeat with another two items.

13p

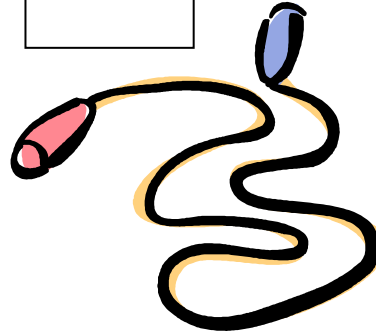
15p




27p



8p




9p




11p

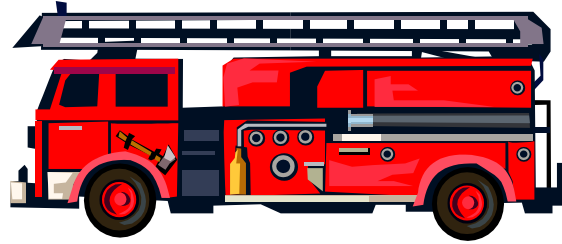


20p





12p



6p



14p